

KINDERGARTEN NEWS

Week of October 16th

Math

- During math group, we worked on teen numbers. Just like 1-10, we saw that you can show numbers in many different ways - with numerals & words and using tally marks, on 10-frames, by putting two numbers together (ex. 8 and 4 make 12).
- Our math center activities gave everyone an opportunity to practice counting with correspondence, writing numbers, showing numbers on a 10-frame and making two groups equal.

Our Other Activities

- We practiced our cutting skills and listening skills when we did an A is for apple craft and a G is for gumballs craft.
- We had a little holiday fun this week. Our class read a couple Halloween stories and made some Frankenstein paper bag puppets and some silly pumpkins. (These items are on the bulletin board and will be sent home soon.)
- Our big buddies came down to read to us on Tuesday.
- Our literacy centers gave everyone the opportunity to practice identifying letters & their sounds, writing letters, and deciding if a set of words rhyme or do not rhyme.
- We participated in a couple special events - visited the book fair and spent time with our grandparents/special people.

Classroom Notes

- Fall conference will be held on Tuesday, November 7th, 11:00-6:00. You can choose to meet in person, have a phone conference or have a virtual conference using Google Meets. Last week I sent out a Sign-Up Genius, an online sign-up sheet. The link to the sign-up sheet is: <https://www.signupgenius.com/go/9040D45A5A729A0FC1-45167061-fall>. If you would prefer to not sign up for a conference online, you can always send me an email or note and we can set something up.

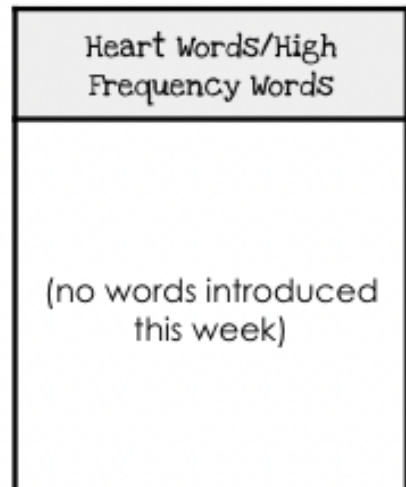

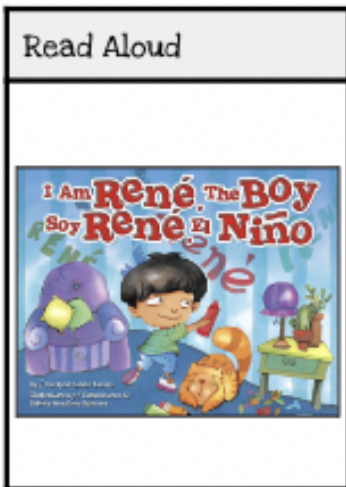
Thank you!



English Language Arts

Into Reading Module 2: **There is only one me!** Week 1

Essential Question: What makes each of us special?



Writing

We have been learning how to use our drawings to tell a story. For people to be able to better understand the story we are trying to tell, it is important to include...

- * representational pictures - Is your person drawn with one color or are you including colors to match eyes, hair, clothes? Does your dog have a head, body, legs and tail?
- * a background so readers can tell when or where your story is taking place
- * facial expressions so people will know how your characters feel

Reading

During reading group, we...

- * talked about what synonyms (words with the same meaning) and antonyms (words that are opposites) are
- * talked about what to do if you do not understand what you read - reread, use what you know, look for clues & ask questions
- * reviewed story elements - characters, setting & plot (beginning, middle, end, problem, solution)

Heggerty Phonemic Awareness Skills

- * rhyming words - listening to two words and deciding if they do or do not rhyme
- * identifying beginning and ending sounds
- * blending 2-3 syllables together to make a word
- * segmenting a word into 2-3 syllables
- * counting words in sentences

Foundations Skills

- * learned the letters a and g, along with their keywords and sounds
- * learned how to properly form/write letters a and g
- * reviewed the letters that were already introduced (letter name, keyword, sound & how to write them)